

Features

- Ultra High Efficiency (Up to 93.5%)
- Full Power at Wide Output Current Range (Constant Power)
- Adjustable Output Current (AOC) with Dip-Switch
- Non-dimming Control
- Input Surge Protection: DM 6kV, CM 10kV
- All-Around Protection: OVP, SCP, OTP
- IP67
- SELV Output
- 5 Years Warranty



Description

The EUP-320SxxxSV series is a 320W, constant-current, AOC IP67 LED driver that operates from 90-305 Vac input with excellent power factor. It is created for many lighting applications including high bay, high mast, aquaculture and sports, etc. The high efficiency of these drivers and compact metal case enables them to run cooler, significantly improving reliability and extending product life. To ensure trouble-free operation, protection is provided against input surge, output over voltage, short circuit, and over temperature.

Models

Adjustable Output Current Range (mA)	Full-Power Current Range (mA) ⁽¹⁾	Default Output Current (mA)	Output Voltage Range (Vdc)	Max. Output Power (W)	Typical Efficiency ⁽²⁾	Typical Power Factor		Model Number ⁽³⁾
						120Vac	220Vac	
850-1500	1050-1500	1400	107-305	320	93.5%	0.99	0.96	EUP-320S150SV
1100-2200	1500-2200	2100	73-213	320	93.5%	0.99	0.96	EUP-320S220SV
1700-3200	2300-3200	2750	50-139	320	92.5%	0.99	0.96	EUP-320S320SV
2400-4600	3200-4600	4200	35-100	320	92.5%	0.99	0.96	EUP-320S460SV ⁽⁴⁾
3700-6700	4700-6700	6700	24-68	320	92.5%	0.99	0.96	EUP-320S670SV ⁽⁴⁾

Notes: (1) Output current range with constant power at 320W.

(2) Measured at 100% load and 220Vac input (see below "General Specifications" for details).

(3) Certified input voltage range: 100-240Vac or 127-250Vdc (except CCC).

(4) SELV output.

Input Specifications

Parameter	Min.	Typ.	Max.	Notes
Input AC Voltage	90 Vac	-	305 Vac	
Input DC Voltage	127 Vdc	-	250 Vdc	
Input Frequency	47 Hz	-	63 Hz	
Leakage Current	-	-	0.70 mA	IEC 60598-1; 240Vac/ 60Hz

Input Specifications (Continued)

Parameter	Min.	Typ.	Max.	Notes
Input AC Current	-	-	3.20 A	Measured at 100% load and 120 Vac input.
	-	-	1.70 A	Measured at 100% load and 220 Vac input.
Inrush Current(I ² t)	-	-	1.30 A ² s	At 220Vac input, 25°C cold start, duration=3.92 ms, 10%I _{pk} -10%I _{pk} .
PF	0.9	-	-	At 100-240Vac, 50-60Hz, 60%-100%Load (192-320W)
THD	-	-	20%	
THD	-	-	10%	At 220-240Vac, 50-60Hz, 75%-100% Load (240-320W)

Output Specifications

Parameter	Min.	Typ.	Max.	Notes
Output Current Tolerance	-5%loset	-	5%loset	At 100% load condition
Output Current Setting(loset) Range				
EUP-320S150SV	850 mA	-	1500 mA	
EUP-320S220SV	1100 mA	-	2200 mA	
EUP-320S320SV	1700 mA	-	3200 mA	
EUP-320S460SV	2400 mA	-	4600 mA	
EUP-320S670SV	3700 mA	-	6700 mA	
Output Current Setting Range with Constant Power				
EUP-320S150SV	1050 mA	-	1500 mA	
EUP-320S220SV	1500 mA	-	2200 mA	
EUP-320S320SV	2300 mA	-	3200 mA	
EUP-320S460SV	3200 mA	-	4600 mA	
EUP-320S670SV	4700 mA	-	6700 mA	
Total Output Current Ripple (pk-pk)	-	5%lomax	10%lomax	At 100% load condition. 20 MHz BW
Output Current Ripple at < 200 Hz (pk-pk)	-	2%lomax	-	At 100% load condition. Only this component of ripple is associated with visible flicker.
Startup Overshoot Current	-	-	10%lomax	At 100% load condition
No Load Output Voltage				
EUP-320S150SV	-	-	350 V	
EUP-320S220SV	-	-	250 V	
EUP-320S320SV	-	-	170 V	
EUP-320S460SV	-	-	120 V	
EUP-320S670SV	-	-	85 V	
Line Regulation	-	-	±0.5%	Measured at 100% load
Load Regulation	-	-	±1.5%	
Turn-on Delay Time	-	-	1.0 s	Measured at 120Vac input, 60%-100% Load
	-	-	0.5 s	Measured at 220Vac input, 60%-100% Load
Temperature Coefficient of loset	-	0.03%/°C	-	Case temperature = 0°C ~T _c max

General Specifications

Parameter	Min.	Typ.	Max.	Notes
Efficiency at 120 Vac input: EUP-320S150SV				Measured at 100% load and steady-state temperature in 25°C ambient; (Efficiency will be about 2.0% lower if measured immediately after startup.)
Io=1050 mA	89.50%	91.50%	-	
Io=1500 mA	89.00%	91.00%	-	
EUP-320S220SV				
Io=1500 mA	89.00%	91.00%	-	
Io=2200 mA	89.00%	91.00%	-	
EUP-320S320SV				
Io=2300 mA	88.00%	90.00%	-	
Io=3200 mA	88.00%	90.00%	-	
EUP-320S460SV				
Io=3200 mA	88.50%	90.50%	-	
Io=4600 mA	88.00%	90.00%	-	
EUP-320S670SV				
Io=4700 mA	88.00%	90.00%	-	
Io=6700 mA	87.00%	89.00%	-	
Efficiency at 220 Vac input: EUP-320S150SV				Measured at 100% load and steady-state temperature in 25°C ambient; (Efficiency will be about 2.0% lower if measured immediately after startup.)
Io=1050 mA	91.50%	93.50%	-	
Io=1500 mA	91.50%	93.50%	-	
EUP-320S220SV				
Io=1500 mA	91.50%	93.50%	-	
Io=2200 mA	91.50%	93.50%	-	
EUP-320S320SV				
Io=2300 mA	90.50%	92.50%	-	
Io=3200 mA	90.00%	92.00%	-	
EUP-320S460SV				
Io=3200 mA	90.50%	92.50%	-	
Io=4600 mA	90.00%	92.00%	-	
EUP-320S670SV				
Io=4700 mA	90.50%	92.50%	-	
Io=6700 mA	89.50%	91.50%	-	
Efficiency at 277 Vac input: EUP-320S150SV				Measured at 100% load and steady-state temperature in 25°C ambient; (Efficiency will be about 2.0% lower if measured immediately after startup.)
Io=1050 mA	92.00%	94.00%	-	
Io=1500 mA	91.50%	93.50%	-	
EUP-320S220SV				
Io=1500 mA	92.00%	94.00%	-	
Io=2200 mA	91.50%	93.50%	-	
EUP-320S320SV				
Io=2300 mA	90.50%	92.50%	-	
Io=3200 mA	90.50%	92.50%	-	
EUP-320S460SV				
Io=3200 mA	90.50%	92.50%	-	
Io=4600 mA	90.50%	92.50%	-	
EUP-320S670SV				
Io=4700 mA	91.00%	93.00%	-	
Io=6700 mA	90.00%	92.00%	-	
MTBF	-	303,000 Hours	-	Measured at 220Vac input, 80%Load and 25°C ambient temperature (MIL-HDBK-217F)
Lifetime	-	78,000 Hours	-	Measured at 220Vac input, 80%Load and 70°C case temperature; See lifetime vs. Tc curve for the details
Operating Case Temperature for Safety Tc_s	-40°C	-	+85°C	
Operating Case Temperature for Warranty Tc_w	-40°C	-	+75°C	Case temperature for 5 years warranty Humidity: 10%RH to 95%RH

General Specifications (Continued)

Parameter	Min.	Typ.	Max.	Notes
Storage Temperature	-40°C	-	+85°C	Humidity: 5%RH to 95%RH
Dimensions Inches (L × W × H) Millimeters (L × W × H)	8.82 × 3.15 × 1.66 224 × 80 × 42			With mounting ear 9.89 × 3.15 × 1.66 251 × 80 × 42
Net Weight	-	1550 g	-	

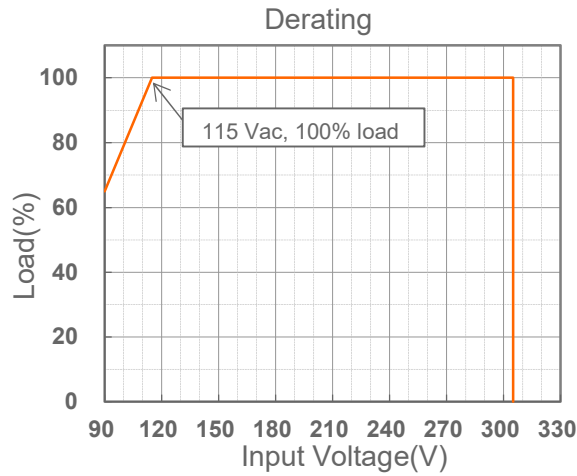
Safety & EMC Compliance

Safety Category	Standard
ENEC & CE	EN 61347-1, EN 61347-2-13
CB	IEC 61347-1, IEC 61347-2-13
CCC	GB 19510.1, GB 19510.14
Performance	Standard
ENEC	EN IEC 62384
EMI Standards	Notes
EN IEC 55015/GB/T 17743/ KS C 9815 ⁽¹⁾	Conducted emission Test & Radiated emission Test
EN IEC 61000-3-2/GB 17625.1	Harmonic current emissions
EN 61000-3-3	Voltage fluctuations & flicker
EMS Standards	Notes
EN 61000-4-2	Electrostatic Discharge (ESD): 8 kV air discharge, 4 kV contact discharge
EN 61000-4-3	Radio-Frequency Electromagnetic Field Susceptibility Test-RS
EN 61000-4-4	Electrical Fast Transient / Burst-EFT
EN 61000-4-5	Surge Immunity Test: AC Power Line: Differential Mode 6 kV, Common Mode 10 kV ⁽²⁾
EN 61000-4-6	Conducted Radio Frequency Disturbances Test-CS
EN 61000-4-8	Power Frequency Magnetic Field Test
EN 61000-4-11	Voltage Dips
EN 61547/KS C 9547	Electromagnetic Immunity Requirements Applies To Lighting Equipment

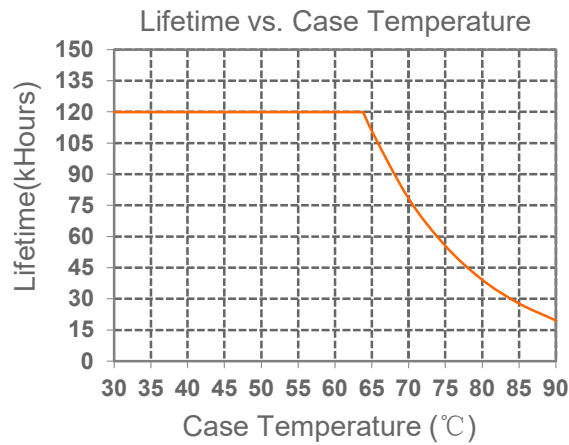
Note: (1) This LED driver meets the EMI specifications above, but EMI performance of a luminaire that contains it depends also on the other devices connected to the driver and on the fixture itself.

(2) To perform electric strength (hi-pot) testing, the "GDT ground disconnect" (nut and metal lock sheet) on the driver end-cap should be removed temporarily to prevent the internal gas discharge tube from conducting (as allowed by IEC 60598-1 Clause 10.2). After testing is completed, these items must be reinstalled to restore line-to-earth surge protection and secure the end cap.

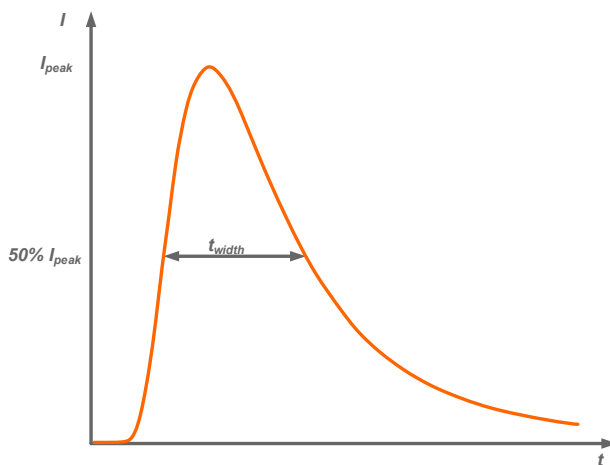
Derating



Lifetime vs. Case Temperature

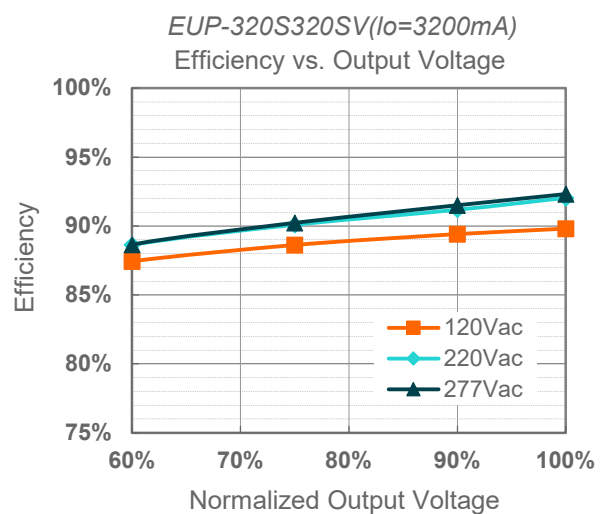
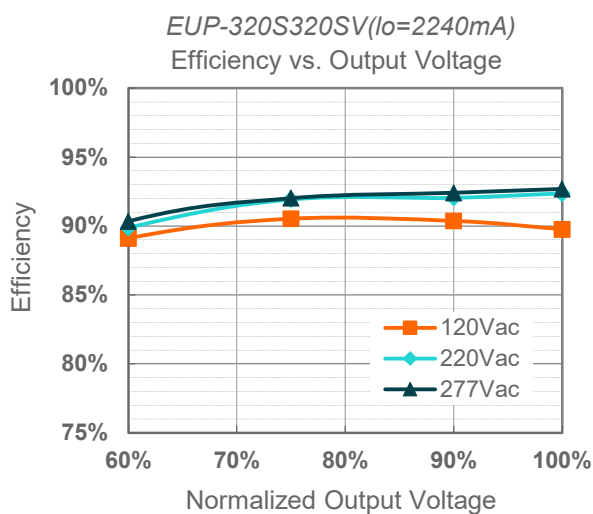
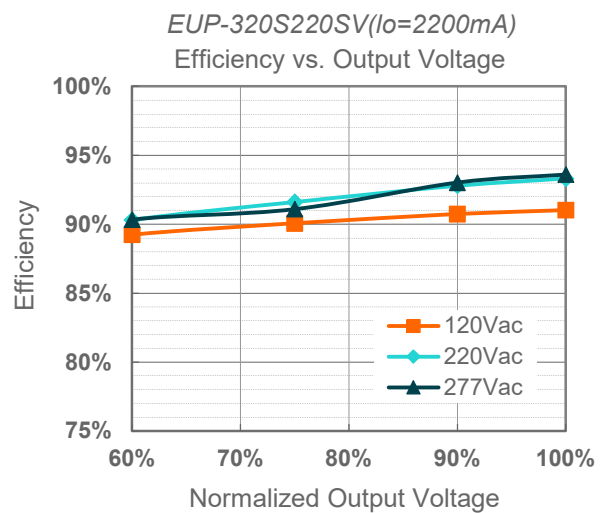
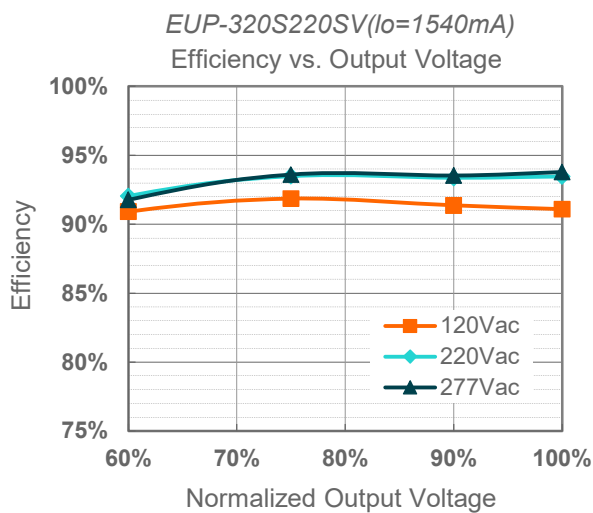
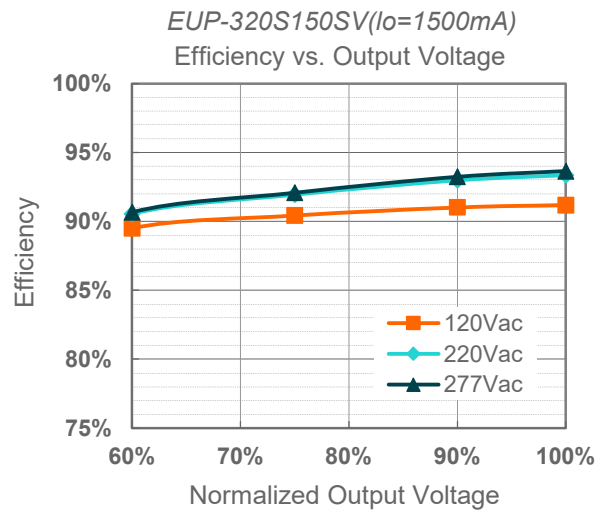
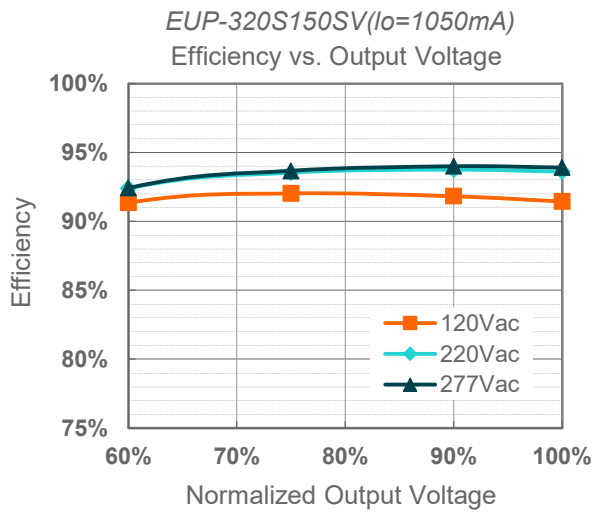


Inrush Current Waveform



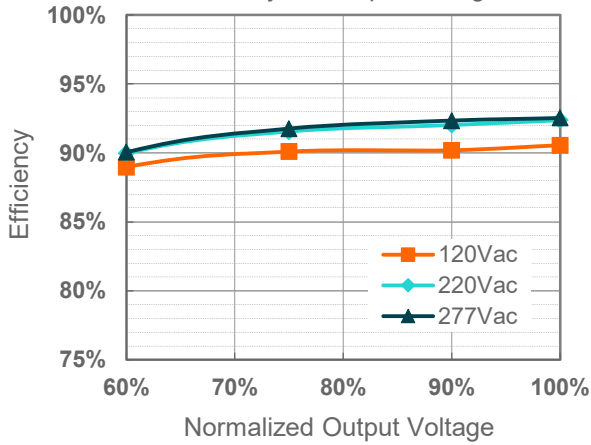
Input AC Voltage	I_{peak}	t_{width} (@ 50% I_{peak})
220 Vac	20.9 A	1.32 ms

Efficiency vs. Load



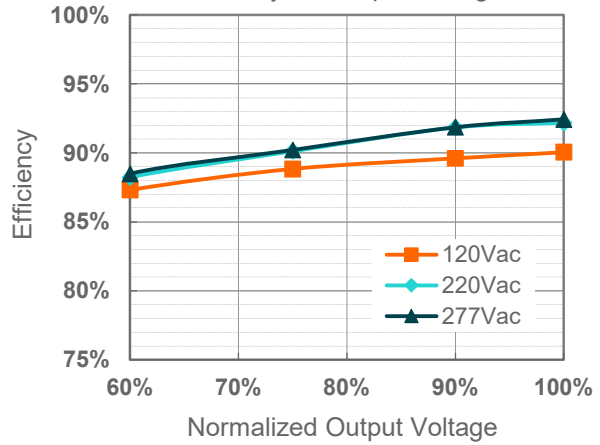
EUP-320S460SV($I_o=3220mA$)

Efficiency vs. Output Voltage



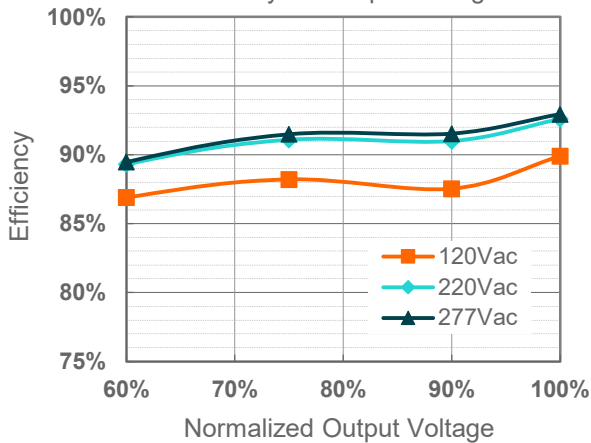
EUP-320S460SV($I_o=4600mA$)

Efficiency vs. Output Voltage



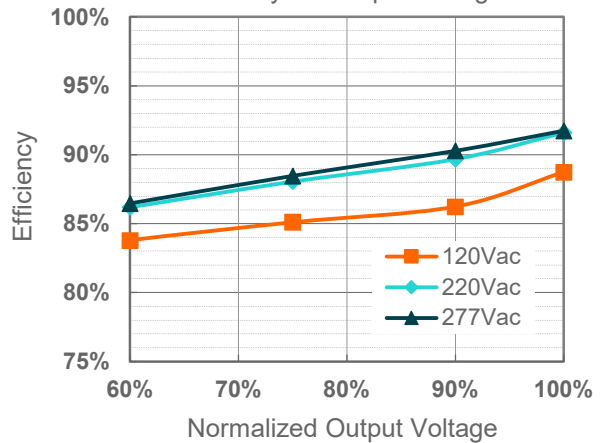
EUP-320S670SV($I_o=4690mA$)

Efficiency vs. Output Voltage

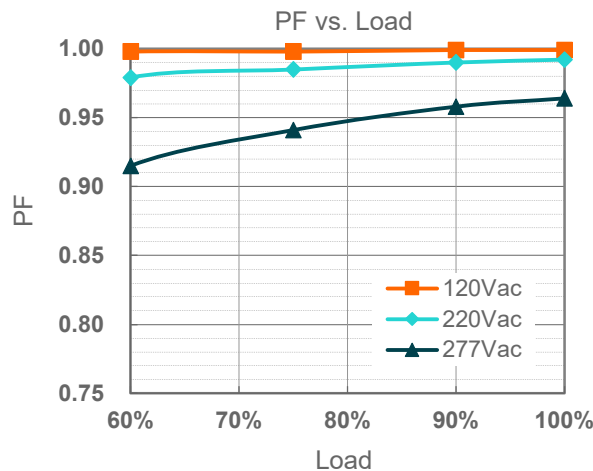


EUP-320S670SV($I_o=6700mA$)

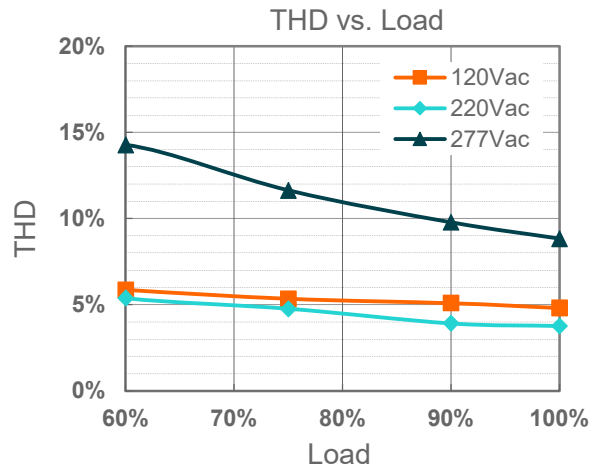
Efficiency vs. Output Voltage



Power Factor



Total Harmonic Distortion



Protection Functions

Parameter	Notes
Over Temperature Protection	Decreases output current, returning to normal after over temperature is removed.
Short Circuit Protection	Auto Recovery. No damage will occur when any output is short circuited. The output shall return to normal when the fault condition is removed.
Over Voltage Protection	Limits output voltage at no load and in case the normal voltage limit fails.

Output Current vs. Dip Switch Setting

● EUP-320S150SV

Dip Switch Setting				Output Current Setting (I _{oSet})	Output Voltage Range		Notes
1	2	3	4	Typ.	Min.	Max.	/
ON	ON	ON	ON	1500mA	107V	213V	Output Current Setting with Constant Power.
ON	ON	ON	OFF	1450mA	111V	221V	
ON	ON	OFF	ON	1400mA	115V	229V	
ON	ON	OFF	OFF	1350mA	119V	237V	
ON	OFF	ON	ON	1300mA	123V	246V	
ON	OFF	ON	OFF	1250mA	128V	256V	
ON	OFF	OFF	ON	1200mA	134V	267V	
ON	OFF	OFF	OFF	1150mA	139V	278V	
OFF	ON	ON	ON	1100mA	146V	291V	
OFF	ON	ON	OFF	1050mA	153V	305V	
OFF	ON	OFF	ON	1000mA	160V	305V	Output Current Setting with Power Derating.
OFF	ON	OFF	OFF	950mA	169V	305V	
OFF	OFF	ON	ON	900mA	178V	305V	
OFF	OFF	ON	OFF	850mA	189V	305V	

● **EUP-320S220SV**

Dip Switch Setting				Output Current Setting (I _o set)	Output Voltage Range		Notes
1	2	3	4	Typ.	Min.	Max.	/
ON	ON	ON	ON	2200mA	73V	145V	Output Current Setting with Constant Power.
ON	ON	ON	OFF	2100mA	76V	152V	
ON	ON	OFF	ON	2000mA	80V	160V	
ON	ON	OFF	OFF	1900mA	84V	168V	
ON	OFF	ON	ON	1800mA	89V	178V	
ON	OFF	ON	OFF	1700mA	94V	188V	
ON	OFF	OFF	ON	1600mA	100V	200V	
ON	OFF	OFF	OFF	1500mA	107V	213V	
OFF	ON	ON	ON	1400mA	115V	213V	Output Current Setting with Power Derating.
OFF	ON	ON	OFF	1300mA	123V	213V	
OFF	ON	OFF	ON	1200mA	134V	213V	
OFF	ON	OFF	OFF	1100mA	146V	213V	

● **EUP-320S320SV**

Dip Switch Setting				Output Current Setting (I _o set)	Output Voltage Range		Notes
1	2	3	4	Typ.	Min.	Max.	/
ON	ON	ON	ON	3200mA	50V	100V	Output Current Setting with Constant Power.
ON	ON	ON	OFF	3050mA	53V	105V	
ON	ON	OFF	ON	2900mA	55V	110V	
ON	ON	OFF	OFF	2750mA	58V	116V	
ON	OFF	ON	ON	2600mA	62V	123V	
ON	OFF	ON	OFF	2450mA	66V	131V	
ON	OFF	OFF	ON	2300mA	70V	139V	
ON	OFF	OFF	OFF	2150mA	75V	139V	Output Current Setting with Power Derating.
OFF	ON	ON	ON	2000mA	80V	139V	
OFF	ON	ON	OFF	1850mA	87V	139V	
OFF	ON	OFF	ON	1700mA	94V	139V	

● **EUP-320S460SV**

Dip Switch Setting				Output Current Setting (I _{oSet})	Output Voltage Range		Notes
1	2	3	4	Typ.	Min.	Max.	/
ON	ON	ON	ON	4600mA	35V	69.5V	Output Current Setting with Constant Power.
ON	ON	ON	OFF	4400mA	37V	72.5V	
ON	ON	OFF	ON	4200mA	38V	76V	
ON	ON	OFF	OFF	4000mA	40V	80V	
ON	OFF	ON	ON	3800mA	42V	84V	
ON	OFF	ON	OFF	3600mA	45V	89V	
ON	OFF	OFF	ON	3400mA	47V	94V	
ON	OFF	OFF	OFF	3200mA	50V	100V	
OFF	ON	ON	ON	3000mA	54V	100V	Output Current Setting with Power Derating.
OFF	ON	ON	OFF	2800mA	57V	100V	
OFF	ON	OFF	ON	2600mA	62V	100V	
OFF	ON	OFF	OFF	2400mA	67V	100V	

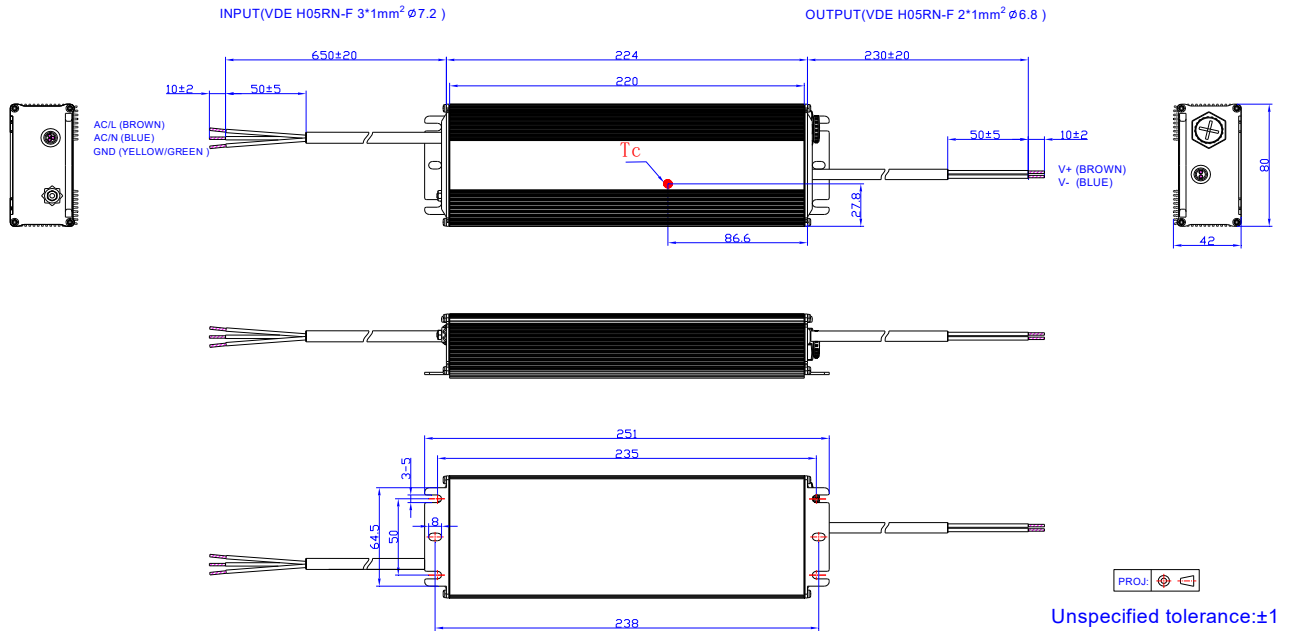
● **EUP-320S670SV**

Dip Switch Setting				Output Current Setting (I _{oSet})	Output Voltage Range		Notes
1	2	3	4	Typ.	Min.	Max.	/
ON	ON	ON	ON	6700mA	24V	48V	Output Current Setting with Constant Power.
ON	ON	ON	OFF	6450mA	25V	49.5V	
ON	ON	OFF	ON	6200mA	26V	51.5V	
ON	ON	OFF	OFF	5950mA	27V	54V	
ON	OFF	ON	ON	5700mA	28V	56V	
ON	OFF	ON	OFF	5450mA	30V	58.5V	
ON	OFF	OFF	ON	5200mA	31V	61.5V	
ON	OFF	OFF	OFF	4950mA	33V	64.5V	
OFF	ON	ON	ON	4700mA	34V	68V	Output Current Setting with Power Derating.
OFF	ON	ON	OFF	4450mA	36V	68V	
OFF	ON	OFF	ON	4200mA	38V	68V	
OFF	ON	OFF	OFF	3950mA	41V	68V	
OFF	OFF	ON	ON	3700mA	44V	68V	

Notes:

- 1. Dip switch must be set in the setting range as specified to insure the driver operates as expected.
- 2. Endcap covering dip switch must be tight to insure IP67 rating.

Mechanical Outline



RoHS Compliance

Our products comply with reference to RoHS Directive (EU) 2015/863 amending 2011/65/EU, calling for the elimination of lead and other hazardous substances from electronic products.

Revision History

Change Date	Rev.	Description of Change		
		Item	From	To
2019-02-12	A	Datasheet Release	/	/
2019-11-19	B	KCC Logo	/	Added
		EAC Logo	/	Added
		Global Mark Logo	/	Added
		Independent Logo	/	Added
		Features	6kV line-line, 10kV line-earth	DM 6kV, CM 10kV
		Features	Waterproof (IP67)	IP67
		Features	Suitable for Independent Use	Deleted
		Safety &EMC Compliance	CB	Added
		Safety &EMC Compliance	EAC	Added
		Safety &EMC Compliance	Global Mark	Added
		Safety &EMC Compliance	EN 55015/GB 17743 ⁽¹⁾	EN 55015/GB 17743/KN 15 ⁽¹⁾
Safety &EMC Compliance	EN 61000-4-5	Updated		
RoHS Compliance	/	Updated		
2021-07-22	C	Mechanical Outline	/	Updated
2024-03-13	D	Format	/	Updated
		TUV/PSE/global-mark logo	/	Deleted
		Safety &EMC Compliance	/	Updated
		Inrush Current Waveform	/	Updated
2025-01-09	E	Product Photograph	/	Updated
		EAC logo	/	Deleted
		Safety &EMC Compliance	/	Updated