

## Features

- Input Over Voltage Protection at 440Vac with 48 Hours
- Low THD, 10% Max up to 240 Vac
- High Efficiency (Up to 93.5%)
- Input Surge Protection: DM 4kV, CM 6kV
- High Reliability & Long Lifetime: 120,000 Hrs. at 70°C Case Temperature
- Suitable for Class I Luminaires
- IUVP & IOVP
- IP66/IP67
- 5 Years Warranty



## Description

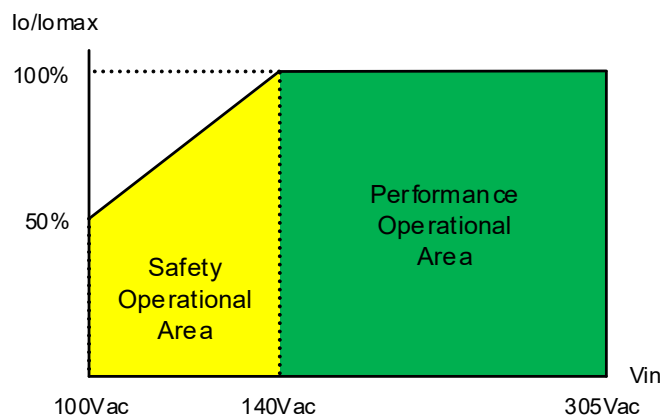
The EDC-200S105SV-000x is a 200W, constant-current, IP66/IP67 LED driver that operates from 140-305 Vac input with excellent power factor. It is created for high bay, tunnel and street lights. The high efficiency of these drivers and compact metal case enable them to run cooler, significantly improving reliability and extending product life. To ensure trouble-free operation, protection is provided against input surge, input under voltage, input over voltage, output over voltage, short circuit, and over temperature.

## Models

Output Current Range(mA)	Output Voltage Range(Vdc)	Max. Output Power(W)	Typical Efficiency <sup>(1)</sup>	Typical Power Factor <sup>(1)</sup>	Model Number <sup>(2)(3)(4)(5)</sup>
700	143-286	200	93.5%	0.96	EDC-200S105SV-0007
860	130-233	200	93.5%	0.96	EDC-200S105SV-0004
1050	130-190	200	92.5%	0.96	EDC-200S105SV

- Notes:** (1) Measured at 100% load and 220Vac input.  
 (2) Certified input voltage range: 220-240Vac.  
 (3) Operating input voltage range: 100-305Vac, and 100-140Vac is for safety operation.  
 (4) All the models are certificated to KS, except EDC-200S105SV-0007.  
 (5) For BIS models please click here see the: [BIS Models List](#).

## Operating Area



## Input Specifications

Parameter	Min.	Typ.	Max.	Notes
Input Voltage	140 Vac	-	305 Vac	
Input Frequency	47 Hz	-	63 Hz	
Leakage Current	-	-	0.70 mA	IEC 60598-1; 240Vac/60Hz
Input AC Current	-	-	1.09 A	Measured at 100% load and 220 Vac input.
Inrush Current(I <sup>2</sup> t)	-	-	0.007 A <sup>2</sup> s	At 220Vac input, 25°C cold start, duration=3.52 μs, 10%Ipk-10%Ipk.
PF	0.90	-	-	At 200-277Vac, 50-60Hz, 75%-100%load (112.5~150W)
THD	-	-	20%	
THD	-	-	10%	At 220-240Vac, 50-60Hz, 75%-100%load (112.5~150W)

## Output Specifications

Parameter	Min.	Typ.	Max.	Notes
Output Current Tolerance	-8%lo	-	8%lo	At 100% load condition
Startup Overshoot Current	-	-	10%Iomax	At 100% load condition
No Load Output Voltage EDC-200S105SV-0007 EDC-200S105SV-0004 EDC-200S105SV	- - -	- - -	350 V 350 V 350 V	
Line Regulation	-	-	± 5.0%	Measured at 100% load 176Vac~277Vac
Load Regulation	-	-	± 5.0%	
Turn-on Delay Time	-	-	0.5 s	Measured at 220Vac input, 75%-100% Load
Temperature Coefficient of Iomax	-	0.06%/°C	-	Case temperature = 0°C~Tc max

## General Specifications

Parameter	Min.	Typ.	Max.	Notes
Efficiency at 220 Vac input: EDC-200S105SV-0007 EDC-200S105SV-0004 EDC-200S105SV	91.5% 91.5% 90.5%	93.5% 93.5% 92.5%	- - -	Measured at 100% load and steady-state temperature in 25°C ambient; (Efficiency will be about 2.0% lower if measured immediately after startup.)
MTBF	-	823,000 Hours	-	Measured at 220Vac input, 80%Load and 25°C ambient temperature (MIL-HDBK-217F)
Lifetime	-	120,000 Hours	-	Measured at 220Vac input, 80%Load and 70°C case temperature; See lifetime vs. Tc curve for the details

## General Specifications (Continued)

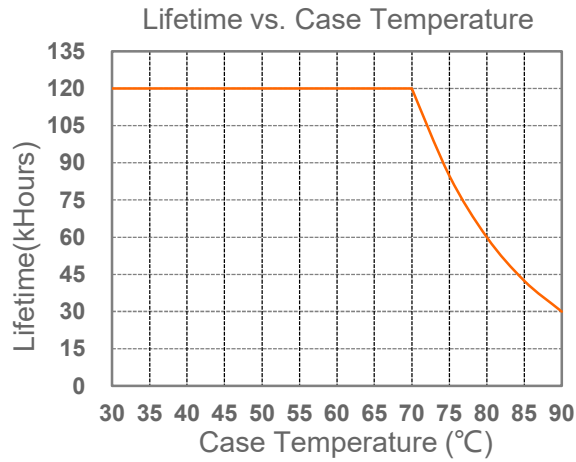
Parameter	Min.	Typ.	Max.	Notes
Operating Case Temperature for Safety Tc_s	-40 °C	-	+90 °C	
Operating Case Temperature for Warranty Tc_w	-40 °C	-	+75 °C	Case temperature for 5 years warranty. Humidity: 10%RH to 95%RH
Storage Temperature	-40 °C	-	+85 °C	Humidity: 5%RH to 95%RH
Dimensions Inches (L × W × H) Millimeters (L × W × H)	6.46 × 2.56 × 1.54 164 × 65 × 39			With mounting ear 7.20 × 2.56 × 1.54 183 × 65 × 39
Net Weight	-	820 g	-	

## Safety & EMC Compliance

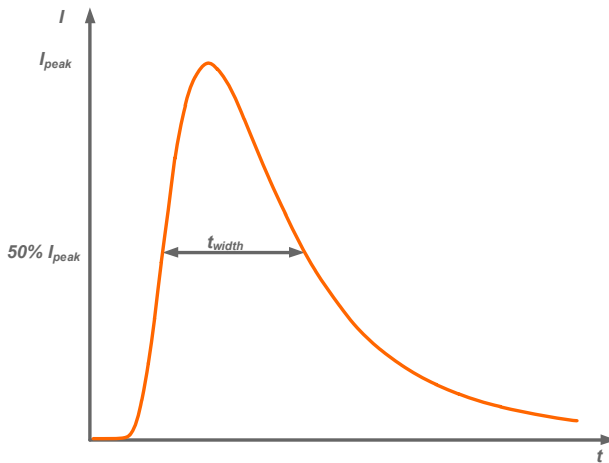
Safety Category	Standard
CE	EN 61347-1, EN 61347-2-13
BIS	IS 15885(PART2/SEC13)
KS	KS C 7655
EMI Standards	Notes
EN IEC 55015 <sup>(1)</sup>	Conducted emission Test & Radiated emission Test
EN IEC 61000-3-2	Harmonic current emissions
EN 61000-3-3	Voltage fluctuations & flicker
EMS Standards	Notes
EN 61000-4-2	Electrostatic Discharge (ESD): 8 kV air discharge, 4 kV contact discharge
EN 61000-4-3	Radio-Frequency Electromagnetic Field Susceptibility Test-RS
EN 61000-4-4	Electrical Fast Transient / Burst-EFT
EN 61000-4-5	Surge Immunity Test: AC Power Line: Differential Mode 4 kV, Common Mode 6 kV
EN 61000-4-6	Conducted Radio Frequency Disturbances Test-CS
EN 61000-4-8	Power Frequency Magnetic Field Test
EN 61000-4-11	Voltage Dips
EN 61547	Electromagnetic Immunity Requirements Applies To Lighting Equipment

**Note:** (1) This LED driver meets the EMI specifications above, but EMI performance of a luminaire that contains it depends also on the other devices connected to the driver and on the fixture itself.

## Lifetime vs. Case Temperature



## Inrush Current Waveform



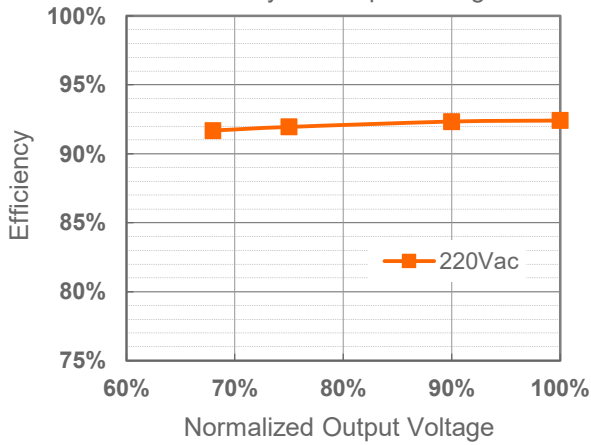
Input AC Voltage	$I_{peak}$	$t_{width}$ (@ 50% $I_{peak}$ )
220Vac	52.5 A	2.80 us

MCB	Tripping Curves	B	B	B	B	C	C	C	C
	Rated Current	10A	16A	20A	25A	10A	16A	20A	25A
The Number of LED Driver can be Configured	220Vac	6	9	12	15	7	11	14	17

## Efficiency vs. Load

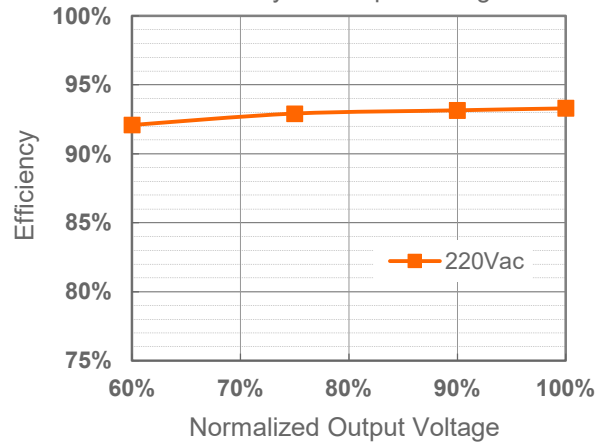
EDC-200S105SV( $I_o=1050mA$ )

Efficiency vs. Output Voltage



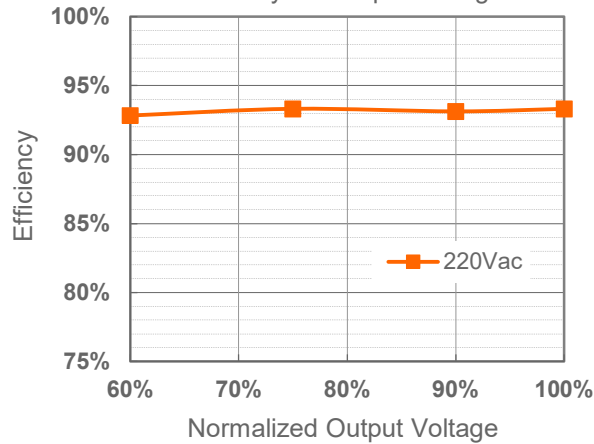
EDC-200S105SV-0004( $I_o=860mA$ )

Efficiency vs. Output Voltage



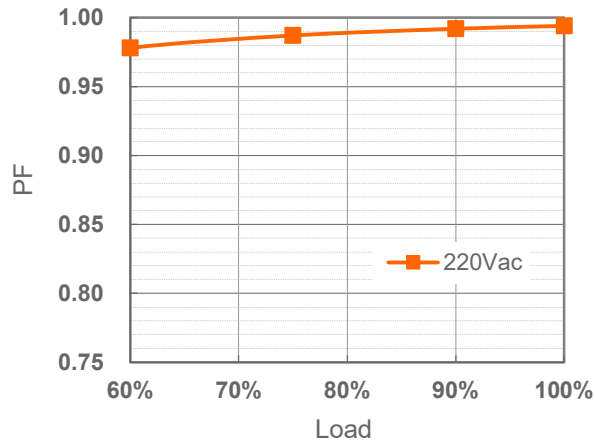
EDC-200S105SV-0007( $I_o=700mA$ )

Efficiency vs. Output Voltage

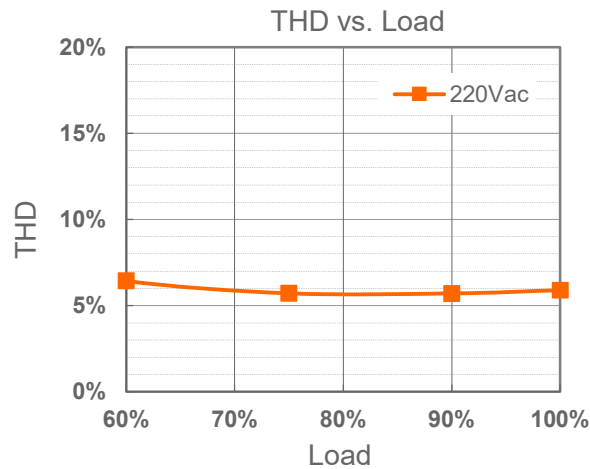


## Power Factor

PF vs. Load



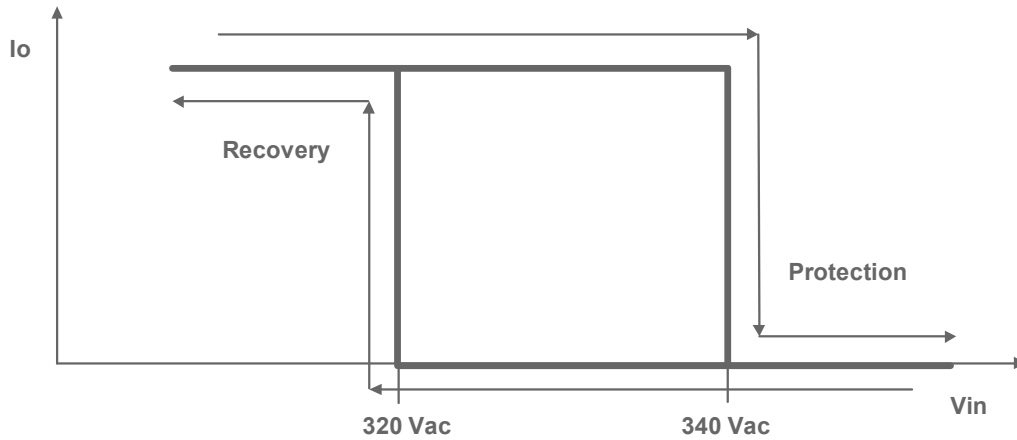
## Total Harmonic Distortion



## Protection Functions

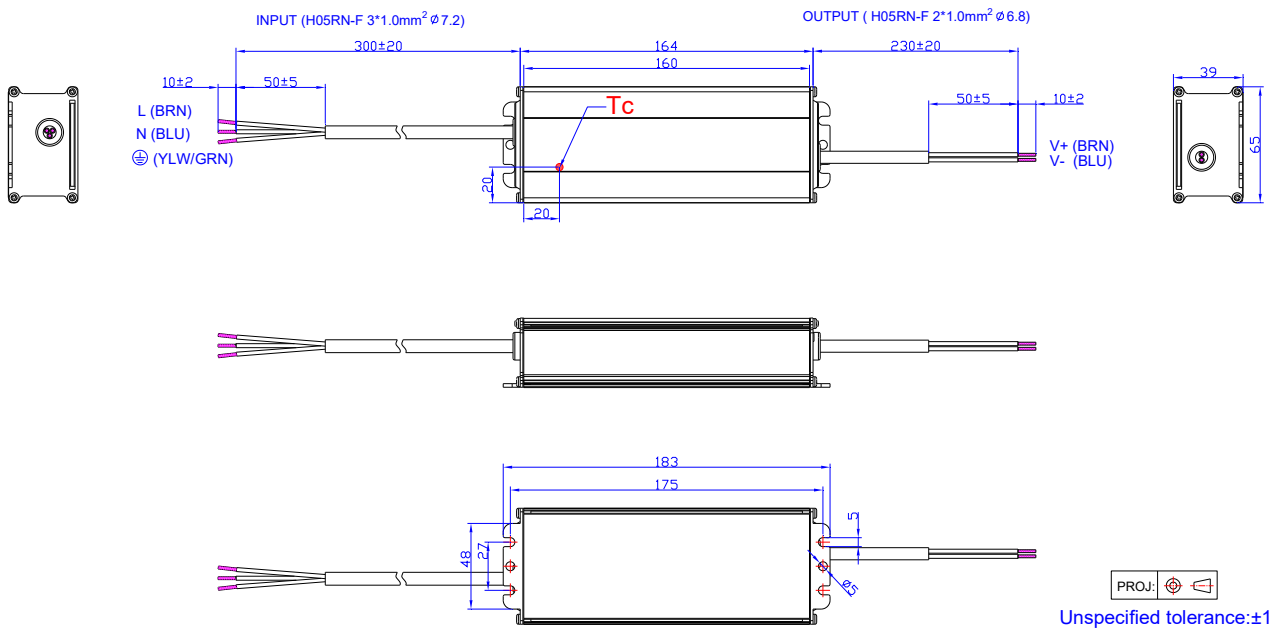
Parameter		Min.	Typ.	Max.	Notes
Over Voltage Protection		Limits output voltage at no load and in case the normal voltage limit fails.			
Short Circuit Protection		Auto Recovery. No damage will occur when any output is short circuited. The output shall return to normal when the fault condition is removed.			
Over Temperature Protection		Decreases output current, returning to normal after over temperature is removed.			
Input Under Voltage Protection		Auto Recovery. Turn off the output when the input voltage falls below 100V. And the driver will restart when the input voltage is in normal.			
Input Over Voltage Protection	Input Over Voltage Protection	320 Vac	340 Vac	360 Vac	Turn off the output when the input voltage exceeds protection voltage.
	Input Over Voltage Recovery	300 Vac	320 Vac	340 Vac	Auto Recovery. The driver will restart when the input voltage falls below recovery
	Max. of Input Over Voltage	-	-	440 Vac	The driver can survive for 48 hours with input over-voltage of 440Vac.

## ● Input Over Voltage Protection Diagram

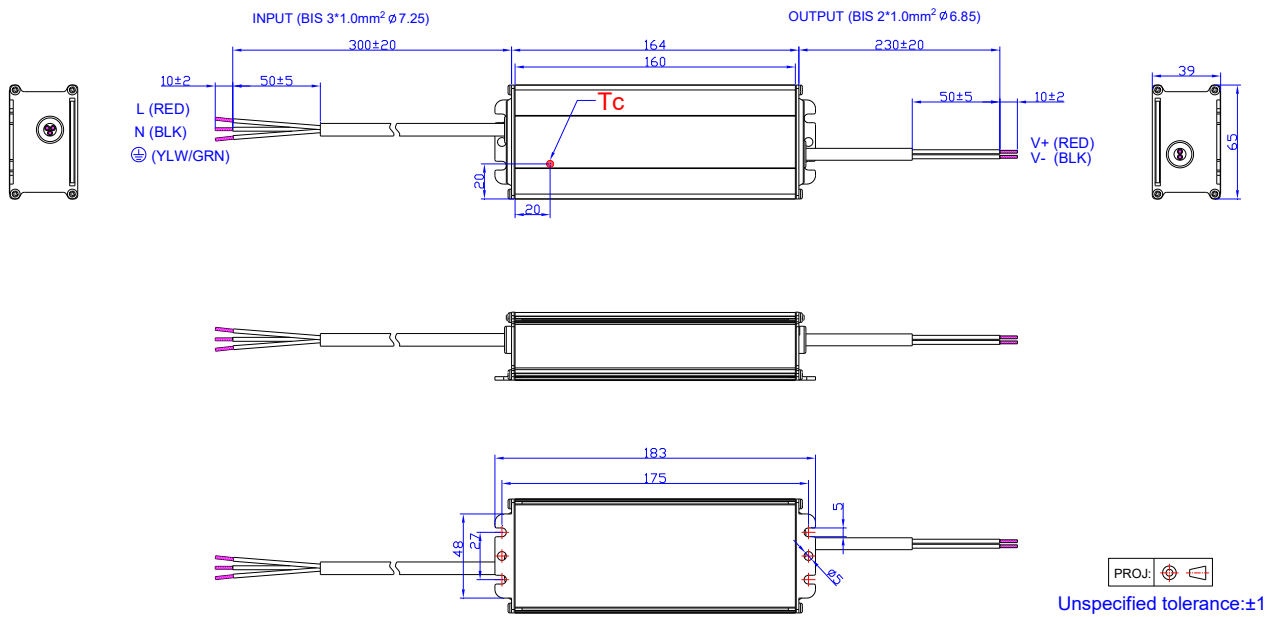


## Mechanical Outline

EDC-200S105SV-000x



EDC-200S105SV-300x



## RoHS Compliance

Our products comply with reference to RoHS Directive (EU) 2015/863 amending 2011/65/EU, calling for the elimination of lead and other hazardous substances from electronic products.



## Revision History

Change Date	Rev.	Description of Change		
		Item	From	To
2025-01-23	A	Datasheet Release	/	/